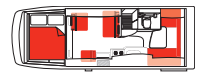
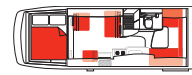
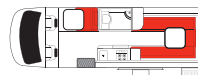
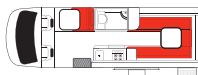
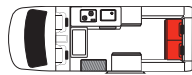
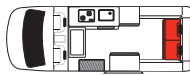


NEW ZEALAND CAMPERVAN SPECIFICATIONS



HIGHBALL

DOUBLE DOWN

DEUCE

DEUCE PLUS

DOUBLE UP

BIG SIX

Booking code	2YX	4YX	2Y	3Y	4Y	6Y
Minimum hire age	18 years	18 years	21 years	21 years	21 years	21 years
Sleeping capacity	3 adults	4 adults	2 adults	2 adults, 1 child	4 adults	6 adults
Beds	1 double/1 single**	2 doubles**	1 double or 2 singles	1 double/1 single or 3 singles	2 doubles	3 doubles
Certified self contained [^]	Yes	Yes	Yes	Yes	Yes	Yes
Child & booster seat fittings*	1 child or booster seat	2 child or booster seats	No	1 child or booster seat	2 child or booster seats	2 child or booster seats
Fresh water tank	Yes	Yes	Yes	Yes	Yes	Yes
Fridge/Freezer	Yes	Yes	Yes	Yes	Yes	Yes
Fuel	Diesel	Diesel	Diesel	Diesel	Diesel	Diesel
Fuel tank capacity	70L	70L	75L	75L	75L	75L
Gas bottle	Yes	Yes	Yes	Yes	Yes	Yes
Gas cooker	Yes	Yes	Yes—plus built-in BBQ	Yes—plus built-in BBQ	Yes	Yes
Hot/Cold pressurised water	Cold water only	Cold water only	Yes	Yes	Yes	Yes
Kitchen sink	Yes	Yes	Yes	Yes	Yes	Yes
Microwave	Yes	Yes	Yes	Yes	Yes	Yes
Power supply (Volts)	12V battery 240V mains	12V battery 240V mains	12V battery 240V mains Solar panel	12V battery 240V mains Solar panel	12V battery 240V mains Solar panel	12V battery 240V mains Solar panel
Seatbelts Driver's cab/Main cab	2/1	2/2	2/0	2/1	2/2	2/4
Shower	No	No	Yes	Yes	Yes	Yes
Toilet	Porta potti	Porta potti	Yes	Yes	Yes	Yes
Transmission	Automatic	Automatic	Automatic	Automatic	Automatic	Automatic
Waste water tank	Yes	Yes	Yes	Yes	Yes	Yes
DIMENSIONS						
Length	5.38m	5.38m	7.00m	7.00m	7.20m–7.25m	7.20m–7.25m
Width	1.93m	1.93m	2.04m	2.04m	2.34m–2.38m	2.34m–2.38m
Height	2.80m	2.80m	2.80m	2.80m	3.25m	3.25m
Interior height	2.10m	2.10m	1.90m	1.90m	2.10m–2.15m	2.10m–2.15m

All vehicles include general living and bedding equipment. The above floorplans and specifications are indicative of the type of the vehicle that will be supplied. Actual vehicles may vary according to year of manufacture and availability but will be suitable for the required number of people and have similar specifications to those listed. Measurements are approximate, not guaranteed and may change at any time without notice. For use of microwave, vehicle must be connected to 240V mains. Solar power panels are used as backup and assist the 12V battery power supply only. Items requiring 240V mains power will not operate from solar power. *Additional information on child and booster seats regulations available at www.mightycampers.co.nz. **Maximum weight for top bunk in the Highball and Double Down is 200kgs. ^Refer to your travel consultant for further information on Certified Self Containment. MT226-06/21-NZ